


chemagic Prepito instrument (2022-0020)  
Dimensions: 570 x 500 x 570 mm (W/D/H)

## chemagic Prepito® instrument



### Fast, compact, fully automated

The chemagic Prepito® instrument is based on chemagen's proven technology for magnetic particle separation and represents the top quality sample preparation system in a compact benchtop instrument.

It utilizes many years of experience in automated nucleic acid isolation gained with the high throughput chemagic MSM I instrument. In combination with the Prepito™ Kits, it delivers high yield and purity of DNA/RNA, and ensures the success of your downstream application.

This innovative instrument realizes cost effectiveness through automated dispensing of buffers into standard plastic devices instead of using expensive prefilled cartridges. The chemagic Prepito instrument includes bar code reading and a USB port data transfer to support a high quality assurance. Hands-on time is minimized. Processing time is as short as 40 minutes for 1 - 12 samples per batch (for e.g. 250 µl blood).

#### Feature at a glance

- 1 - 12 samples per run
- Small benchtop solution
- Integrated buffer dispensing
- Revolutionary resuspension technology
- Standard plastic devices (included in the Prepito Kits)
- Prepito Kits and pre-installed protocols for a huge variety of sample materials
- Quantitative yield, highest purity
- Sample sizes up to 1 ml
- Bar code reading
- LIMS compatible log files
- USB port

Product Name	Product Number	No. of Sample	Sample Volume	Bar code reading	Dispensing
chemagic Prepito instrument*	2022-0030	1 - 12	100 µl - 1 ml	included	integrated

\*Manufactured by PerkinElmer Inc., Wallac Oy, Turku, Finland

For Research Use Only. Not for use in Diagnostic Procedures.  
US: For Laboratory Use Only. Not Intended For Use in Diagnostic Procedures.

# Ordering Information

Product Name	Sample Type	Sample Size	Processing Time [min]	Typical Yield [ $\mu\text{g}$ ]	Standard Elution Vol. [ $\mu\text{l}$ ]	Typical Conc. [ $\text{ng}/\mu\text{l}$ ]	Art. No.
Prepito DNA Blood250 Kit	whole blood	250 $\mu\text{l}$	~ 40	5 - 10	200	25 - 50	CMG-2002
Prepito DNA Blood600 Kit	whole blood	600 $\mu\text{l}$	~ 45	12 - 24	400	30 - 60	CMG-2004*
Prepito DNA Tissue10 Kit	tissue	10 mg liver	~ 40	24 - 40	200	120 - 200	CMG-2010
		2 - 4 mm mouse tail		15 - 25	200	75 - 125	
Prepito Viral DNA/RNA200 Kit	serum/plasma	200 $\mu\text{l}$	~ 70	n.a.	50 - 100	n.a.	CMG-2015
Prepito Viral DNA/RNA300 Kit	serum/plasma	300 $\mu\text{l}$	~ 70	n.a.	50 - 100	n.a.	CMG-2017
Prepito Viral DNA/RNA1k Kit	serum/plasma	1000 $\mu\text{l}$	~ 100	n.a.	50 - 100	n.a.	CMG-2018
Prepito NA body Fluid Kit	blood, serum/plasma, swabs, feces supernatant urine, bacterial o/n culture	200 $\mu\text{l}$	~ 75	4 - 8 for blood	50 - 100	40 - 80 for blood with an elution vol. of 100 $\mu\text{l}$	CMG-2021
Prepito Pathogen NA Kit	various sample material	200 $\mu\text{l}$	~ 75	n.a.	50 - 100	n.a.	CMG-2022
Prepito Circulating NA1k Kit	plasma/serum	1000 $\mu\text{l}$	~ 140	n.a.	100	n.a.	CMG-2025
Prepito FFPE Kit	FFPE tissue	up to 5 mg FFPE tissue material	~ 45	depending on sample amount	50 - 100	n.a.	CMG-2027
Prepito DNA Cyto Pure Kit	various sample materials	e.g. 250 $\mu\text{l}$ blood, 10 mg tissue, 3 - 5 ml pelleted amniotic fluid	~ 45	24 - 40 for tissue	200	120 - 200 for tissue	CMG-2034
Prepito Total RNA Kit	tissue	10 mg	~ 45	Brain 1 - 2 $\mu\text{g}$ RNA Kidney 7 - 9 $\mu\text{g}$ RNA Heart 2 - 3 $\mu\text{g}$ RNA Lung 7 - 8 $\mu\text{g}$ RNA	200	Brain 5 - 10 [ $\text{ng}/\mu\text{l}$ ] RNA Kidney 35 - 45 [ $\text{ng}/\mu\text{l}$ ] RNA Heart 10 - 15 [ $\text{ng}/\mu\text{l}$ ] RNA Lung 35 - 40 [ $\text{ng}/\mu\text{l}$ ] RNA	CMG-2035

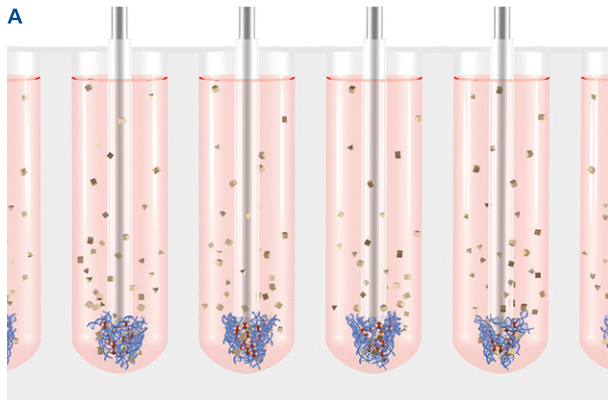
**Prepito Kits are for Research Use Only. Not for use in Diagnostic Procedures.** All Prepito™ Kits\*\* contain ready-to-use reagents and all required plastic consumables. Standard kit size: 180 preps./kit for 96 well plates, for the processing of 1-12 samples in parallel. \*90 preps./kit for 48 well plates, for the processing of 1-6 samples in parallel

\*\*Manufactured by PerkinElmer chemagen Technology GmbH, Baesweiler, Germany


# Magnetic Separation

The **magnetic separation** is based on the use of metal rods that are lowered into a process solution (**A**). To collect beads from the solution, the rods are magnetized. Pellets form at the tips of the rods, and the rods are withdrawn from the solution with the pelleted beads attached.

Resuspension into the next process solution, for example, wash or elution buffer, is achieved by switching off the magnetism while rotating the rods (**B**). This normally difficult step is thus performed quickly and thoroughly, resulting in isolation products with high yields and purities.



MAGNET ON ROTATION OFF



MAGNET OFF ROTATION ON

Fig.: Magnetic separation technology

## Benefits of chemagic automation

- Pure dissolved DNA/RNA (ready to use)
- Scalable sample volumes from 100  $\mu$ l - 1 ml
- No cross-contamination
- Different sample materials in one run possible
- Reliable and reproducible results, even old, compromised, fresh or frozen, EDTA or citrate stabilized blood samples can be processed without any restriction
- Outstanding robustness of the instrument
- Cost-effective sample preparation
- Enhanced success rates for your downstream applications

**PerkinElmer, Inc.**

940 Winter Street  
Waltham, MA 02451 USA  
Phone: (+1) 800-762-4000  
or (+1) 203-925-4602  
[www.perkinelmer.com](http://www.perkinelmer.com)

**PerkinElmer chemagen Technologie GmbH**

Arnold-Sommerfeld-Ring 2  
52499 Baesweiler, Germany  
Phone: +49 (0)2401 805 501  
Fax: +49 (0)2401 805 519  
[info@chemagen.com](mailto:info@chemagen.com), [www.chemagen.com](http://www.chemagen.com)

**PerkinElmer, Inc.**

Wallac Oy  
PO Box 10  
20101 Turku, Finland  
Phone: (+358) 22678-111  
Fax: (+358) 22678-357



---

For a complete listing of our global offices, visit [www.perkinelmer.com/ContactUs](http://www.perkinelmer.com/ContactUs)

Copyright ©2017, PerkinElmer Inc. All rights reserved. PerkinElmer® is a registered trademark of PerkinElmer, Inc. All other trademarks are the property of their respective owners.

CT2/10/1701-01 Printed in Germany