

# ChemDraw 18



## Accelerate your Research with These Powerful New Features and Upgrades – Only Available in ChemDraw 18

To ensure that ChemDraw® continues to evolve and serve the needs of today's chemists, PerkinElmer continues to enhance it. Here are some of the most recent additions to ChemDraw.

### ChemDraw/Reaxys Integration

Early 2018, PerkinElmer and Elsevier have established a partnership to provide you with new and unique ways to improve your research productivity. It is now possible to draw a molecule or a reaction in ChemDraw, and initiate a structure search into Reaxys. But that's not all! As part of this partnership, you can also choose to use ChemDraw JS as a drawing editor when you use the online Reaxys website.

*Available with ChemDraw Professional and ChemOffice® Professional*

### ChemACX Explorer

Thanks to the new add-in architecture in ChemDraw, you can now explore chemical properties or supplier information for a given molecule by looking up and retrieving information directly from ChemACX.com, PerkinElmer's database of over 10M commercially available compounds, and quickly paste structures back into the canvas. This feature is also available through Signals Notebook Individual Edition.

*Available with ChemDraw Professional and ChemOffice Professional*

### Shared Libraries of Monomers

If you are into HELM notation (for peptides, nucleic acids, ADCs etc.) you now have the possibility to connect to different libraries of monomers, and manage and curate the content of those libraries. Quickly re-organize the order of your libraries, and access common libraries or share your own.

*Available with ChemOffice Professional*

### Seamless Integration with PerkinElmer Signals Notebook Individual Edition

Enjoy access to PerkinElmer Signals™ Notebook Individual Edition, our powerful cloud-based Electronic Lab Notebook. You can enjoy seamless workflows between both tools including browsing and working with any ChemDraw file in PerkinElmer Signals Notebook Individual Edition by opening or simply copying/pasting. Document, track and search for your experiments easily with PerkinElmer Signals Notebook Individual Edition.

*Available with ChemOffice Professional*

In case you missed it here are some customer favorites from ChemDraw 17.

## Hotkeys Enhancements

Hotkeys and reaction shortcut enhancements will improve your user experience with ChemDraw by cutting down drastically the amount of time needed to draw complex molecules and reactions to a sequence of key strokes. It is also now possible to switch between the different tools without relying on time-consuming back and forth movements with the mouse. With the new hotkey enhancements you will spend far less time on drawing your reactions and much more time focusing on your research!

Available with ChemDraw Prime, ChemDraw Professional and ChemOffice Professional

## Support for Hierarchical Editing Language for Macromolecules (HELM)

Today's chemists are eager to turn customized biopolymeric sequences into novel compounds – and ChemDraw gives you the tools and the language to do it. ChemDraw features support for HELM notation, the Pistoia Alliance's emerging global standard for representing and sharing complex molecular types ranging from natural or unnatural peptide or nucleic acid sequences with a new toolbar, which also lets users custom define their own monomers.

Available with ChemDraw Professional and ChemOffice Professional

## Smart Copy/Pasting

You can now paste text-based chemical structure formats like SMILES, Mol, InChI, and HELM as a structure directly using the Edit>Paste (Ctrl/Cmd+V) command, with plain text in the clipboard (Activate the text tool if you need to paste it as text). The Smart Copy/Paste also works in ChemDraw JS.

Available with ChemDraw Prime, ChemDraw Professional and ChemOffice Professional

## IUPAC Name-Based Atom Numbering

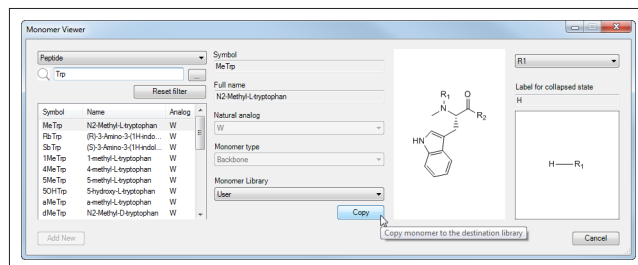
Another winning idea from the 2017 ChemDraw Innovation Challenge! Calling the Name-to-Structure or Structure-to-Name function now displays the atom number as they are labeled in the IUPAC name. This feature can be turned on or off in the Preferences.

Available with ChemDraw Professional and ChemOffice Professional

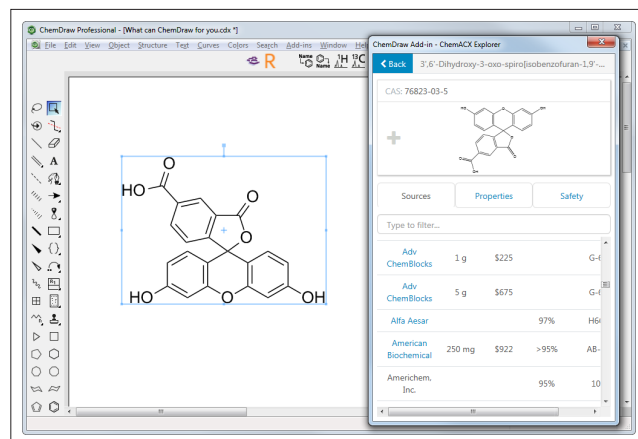
## ChemACX Structure from CAS Registry Number

Per our users' request, a new function has been added to look up a CAS RN through ChemACX.com, PerkinElmer's database of commercially available compounds (over 10M substances and 800k CAS RNs provided by vendors) and return the corresponding chemical structure.

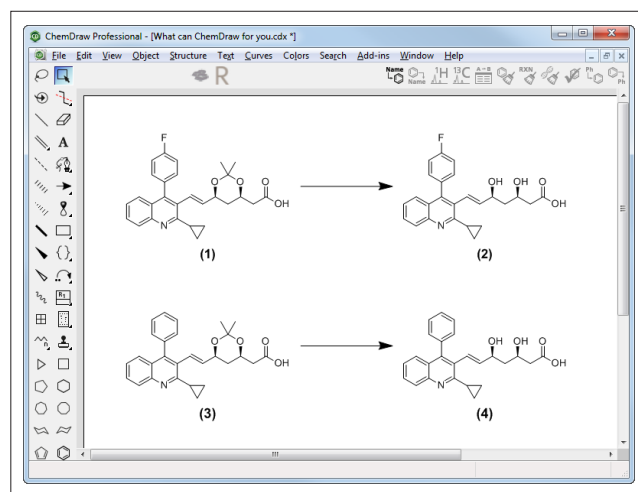
Available with ChemDraw Professional and ChemOffice Professional



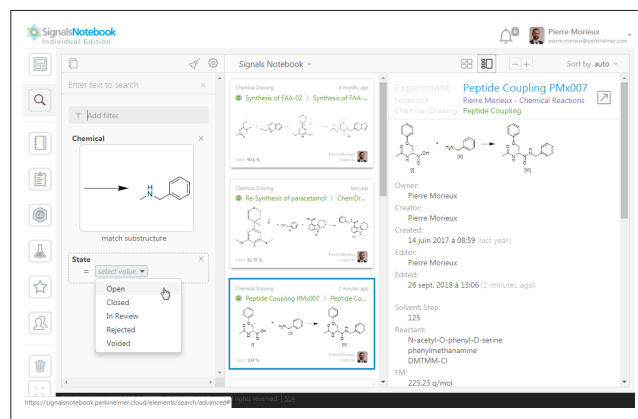
The HELM toolbar now lets you manage monomer libraries.



Select a molecule on the canvas and find commercial suppliers with ChemACX Explorer.



Reaction Auto-numbering makes your life easier.



Signals Notebook, a contemporary notebook ready for today's rapidly evolving research.

## ChemDraw Add-in Architecture

An Add-in architecture has been developed that allows you to develop custom add-ins and extend the capabilities of ChemDraw, by building integrations with other research applications using the latest web technologies. The Add-in platform gives access to a ChemDraw JS API that can be called by external applications to access the various functions of ChemDraw.

*Available with ChemOffice Professional*

## ChemDraw JS

The JavaScript version of ChemDraw allows your custom applications to become "ChemDraw Smart". Built on JavaScript and HTML5, ChemDraw JS can be plugged into web browsers and internal applications that need to be chemicalized. Inside its lightweight packages, ChemDraw JS carries the core functionality of the ChemDraw family including: your favorite Hotkeys/Shortcuts, Name to Structure, Structure to Name, Templates and Structure Query Tools.

*Available in ChemOffice Professional Site License, Internal usage only.*

For more information please visit [www.perkinelmer.com/product/chemdraw-and-chemoffice-chemdraw](http://www.perkinelmer.com/product/chemdraw-and-chemoffice-chemdraw)

PerkinElmer, Inc.  
940 Winter Street  
Waltham, MA 02451 USA  
P: (800) 762-4000 or  
(+1) 203-925-4602  
[www.perkinelmer.com](http://www.perkinelmer.com)



For a complete listing of our global offices, visit [www.perkinelmer.com/ContactUs](http://www.perkinelmer.com/ContactUs)

Copyright © 2018, PerkinElmer, Inc. All rights reserved. PerkinElmer® is a registered trademark of PerkinElmer, Inc. All other trademarks are the property of their respective owners.